

Colorado

Institute of Museum and Library Services Funding Report: FY 2011 - 2016

The Institute of Museum and Library Services (IMLS) helps ensure that all Americans have access to museum, library, and information services. IMLS is an independent grantmaking agency and the primary source of federal support for the nation's approximately 123,000 libraries and 35,000 museums. The agency supports innovation, lifelong learning, and entrepreneurship, enabling museums and libraries to deliver services that make it possible for communities and individuals to thrive.

IMLS Investments

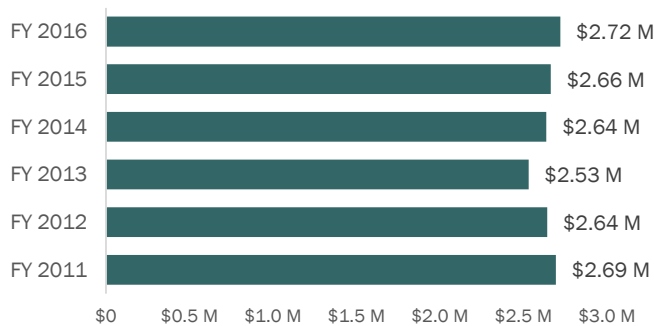
IMLS Investments: FY 2011-2016

	# Projects or Awards	Federal Funding	% of Federal \$	Non-Federal Contribution \$	Total \$
Grants to States, Libraries	235 *	\$15,887,662	73%	\$14,800,000 *	\$30,687,662
Competitive Awards to Museums & Libraries	53	\$5,775,904	27%	\$6,093,687	\$11,869,591
Total	288	\$21,663,566	100%	\$20,893,687	\$42,557,253

* FY 2016 data for the Grants to States, Libraries count of projects and non-federal contribution are not yet available. Figures shown here only include FY 2011-2015.

Grants to State Library Administrative Agencies

Grants to States Awards (LSTA):
FY 2011-2016

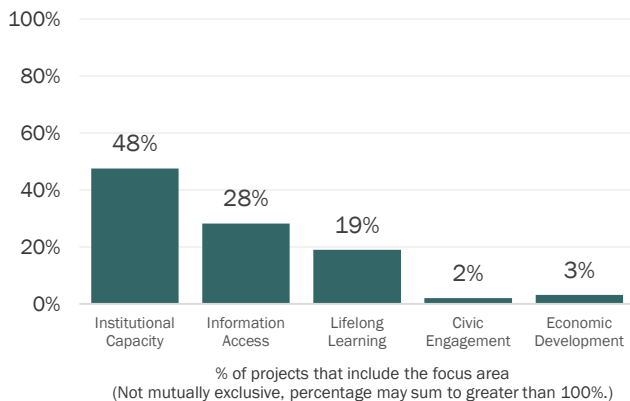


The Library Grants to States Program, supported by the Library Services and Technology Act (LSTA), is IMLS's largest program and provides grants to every state using a population-based formula. State Library Administrative Agencies (SLAAs) provide IMLS with a five-year plan and use subawards and statewide projects to improve library services.

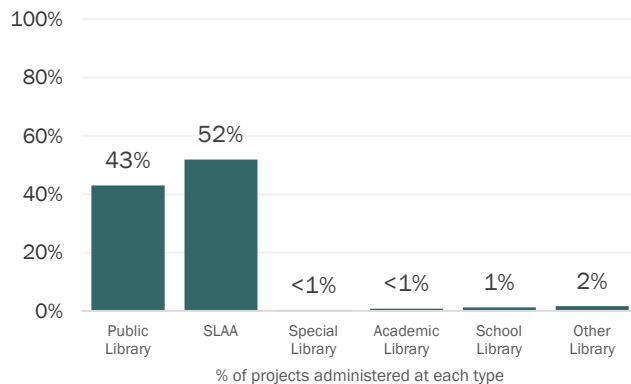
In FY 2014, IMLS's \$2.64 million grant to the SLAA leveraged approximately \$4.81 million in support from the state that year for library services through the SLAA.

Between FY 2013-2015, nearly half (48%) of Colorado's projects focused on improving libraries' institutional capacity. Over a quarter (28%) aimed to improve patrons' information access, while 19 percent focused on improving patrons' lifelong learning, including formal education, general knowledge, and skills. Over half (52%) of these projects were administered by Colorado's SLAA and 43 percent by public libraries.

Colorado Grants to States Project Award Objectives: FY 2013-2015



Colorado Grants to States Project Awards by Grantee Library Type: FY 2011-2015



Competitive Awards to Museums and Libraries

IMLS administers competitive grant programs that help museums and libraries offer learning experiences, support community and civic engagement, care for collections, and provide digital access to content. More than \$5.7 million was awarded through 53 grants to libraries and museums in Colorado in FY 2011-2016, including a National Medal for Museum and Library Service.

Competitive Awards: FY 2011-2016

Sector	# of Awards	Federal \$	% of Federal \$	Non-Federal Contribution \$	Total \$
Libraries	13	\$1,296,793	22%	\$639,979	\$1,936,772
Museums	40	\$4,479,111	78%	\$5,453,708	\$9,932,819
Total	53	\$5,775,904	100%	\$6,093,687	\$11,869,591

All Organizations Receiving Competitive Awards

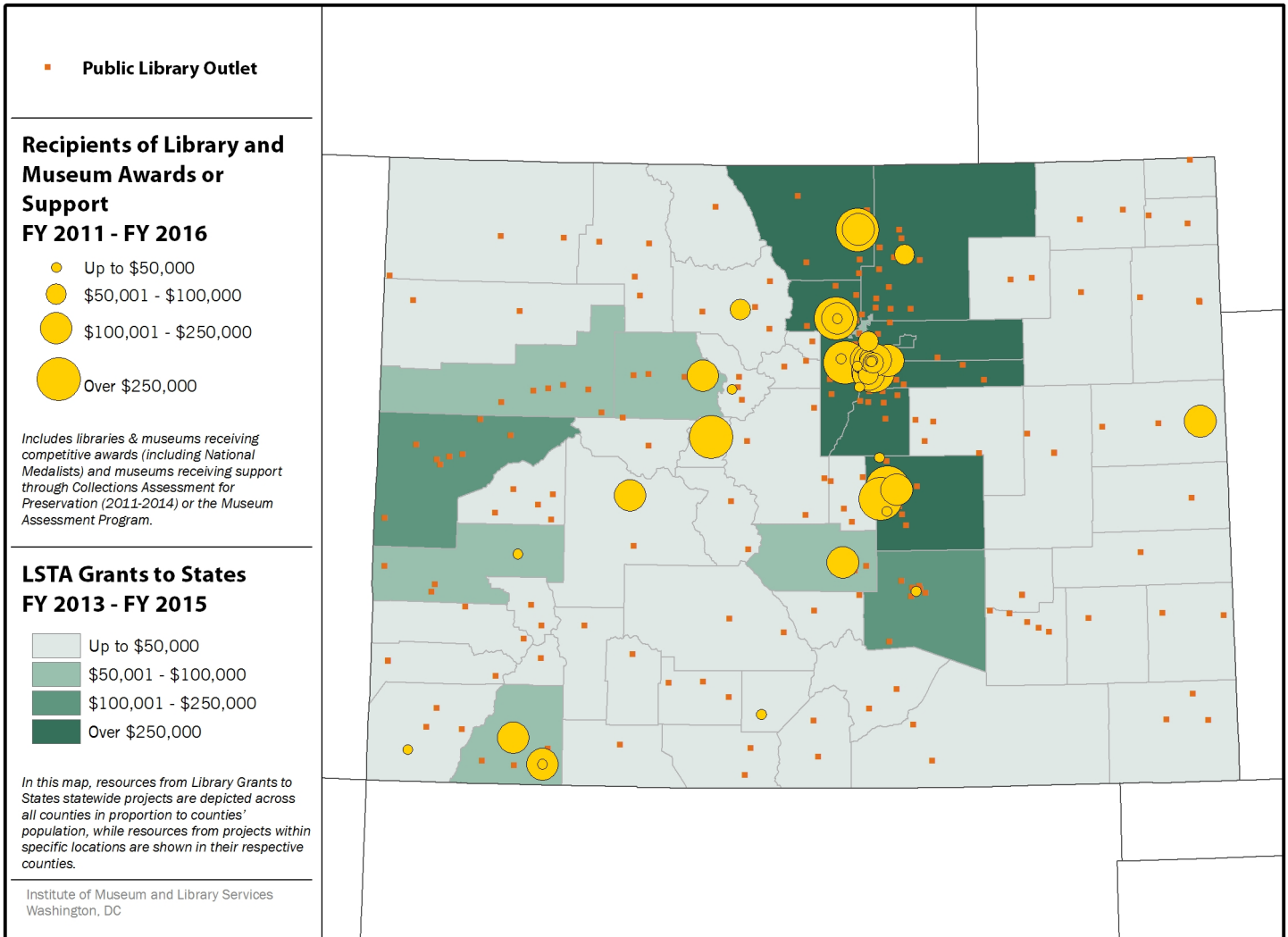
- | | |
|---|---|
| <ul style="list-style-type: none"> • Cheyenne Mountain Zoo—Colorado Springs, CO • Children's Museum of Denver, Inc.—Denver, CO • City and County of Denver—Denver, CO • City of Golden—Golden, CO • City of Greeley Museums—Greeley, CO • City of Lakewood—Lakewood, CO • Colorado Department of Education—Denver, CO • Colorado Library Consortium—Englewood, CO • Colorado Seminary—Denver, CO • Colorado Ski Museum/Ski Hall of Fame—Vail, CO • Denver Art Museum—Denver, CO • Denver Botanic Gardens—Denver, CO • Denver Museum of Miniatures, Dolls & Toys—Denver, CO • Denver Museum of Nature and Science—Denver, CO | <ul style="list-style-type: none"> • Fort Collins Museum—Fort Collins, CO • La Plata County Historical Society, Inc—Durango, CO • Molly Brown House Museum—Denver, CO • Montrose Regional Library District—Montrose, CO • Mountain-Plains Museums Association—Littleton, CO • Pueblo City-County Library District—Pueblo, CO • Rangeview Library District—Thornton, CO • Regents of the University of Colorado, Office of Contracts and Grants—Boulder, CO • Southern UTE Cultural Center Museum—Ignacio, CO • State Historical Society of Colorado—Denver, CO • University of Colorado Denver—Aurora, CO • Ute Mountain Ute Tribe—Towaoc, CO |
|---|---|

Museum Assessment Programs

IMLS funds two museum assessment programs benefiting thousands of primarily small and medium-sized museums. First offered in 1981, the Museum Assessment Program (MAP) helps museums strengthen operations, plan for the future, and meet professional standards. The Collections Assessment for Preservation (CAP) program, initially launched in 1990, provides museums with an analysis of the condition of their collections and building systems to improve the long term care of these community resources. The Colorado museums participating in MAP or CAP since FY 2011 are:

- | | |
|--|---|
| <ul style="list-style-type: none"> • Adams State College Museums and Galleries—Alamosa, CO • Crested Butte Mountain Heritage Museum—Crested Butte, CO • Crow Canyon Archaeological Center—Cortez, CO • CU Art Museum, University of Colorado—Boulder, CO • Denver Botanic Gardens—Denver, CO • Foothills Art Center—Golden, CO • Frisco Historic Park and Museum—Frisco, CO • Golden History Museum & Park—Golden, CO • Grand County Historical Association—Hot Sulphur Springs, CO • Gregory Allicar Museum of Art - Colorado State University—Fort Collins, CO | <ul style="list-style-type: none"> • Heller Center for Arts & Humanities—Colorado Springs, CO • Lucretia Vaile Museum—Palmer Lake, CO • Miramont Castle Museum—Manitou Springs, CO • Molly Brown House Museum—Denver, CO • Museum of Colorado Prisons—Cañon City, CO • National Mining Hall of Fame and Museum—Leadville, CO • Old Colorado City History Center—Colorado Springs, CO • Old Town Museum—Burlington, CO • ProRodeo Hall of Fame & Museum of The American Cowboy—Colorado Springs, CO |
|--|---|

Geographic Distribution of IMLS Funds in Colorado



Geographic Distribution of IMLS Funds in Colorado (see below heading "Data Tables" for underlying data)

Data Sources and Notes

1. **IMLS Investments:** Non-Federal Contribution figures for Grants to States based on yearly figures rounded to the nearest \$10,000. Federal funding data for “Grants to States, Libraries,” are from the IMLS Applications and Awards Management System (AAMS). Data about number of projects for “Grants to States, Libraries” are from the State Program Report (SPR) system. “Non-Federal Contributions” for “Grants to States, Libraries” are as reported in state/territory Financial Status Reports (FSR) via hardcopy for FY 2011-2013 and in the SPR system for FY 2014-2015. Data about “Competitive Awards to Museums & Libraries” are from IMLS AAMS.
2. **Grants to State Library Administrative Agencies (SLAA):** “Grants to States Awards (LSTA)” data are from IMLS AAMS. For more information about the IMLS Grants to States Program visit: <https://www.imls.gov/grants/grants-states>. The statutory “maintenance of effort” requirement helps ensure that federal support results in an increased level of library services within the state and that federal dollars do not replace state support over time. Data described in “Grants to States Project Objectives” and “Grants to States Project Awards by Grantee Library Type” charts were reported by states/territories in the SPR system. The majority of states reported this data through the online SPR system beginning in FY 2014; 17 states reported FY 2013 data through this system during its piloting phase. Colorado participated in the piloting of the SPR in FY 2013. Focal areas are associated with project goals. Definitions of SPR Focal Areas are:
 - Institutional Capacity: Add, improve or update a library function or operation in order to further its effectiveness.
 - Information Access: Improve users’ access to information.
 - Lifelong Learning: Improve users’ knowledge or abilities beyond basic access to information.
 - Human Services: Improve users’ ability to apply information that furthers their personal, family or household circumstances.
 - Employment and Economic Development: Improve users’ ability to apply information that furthers the status of their jobs and/or businesses.
 - Civic Engagement: Improve users’ ability to engage in their communities.
3. **Competitive Awards to Museums and Libraries:** Data are from IMLS AAMS, for more information visit: <https://www.imls.gov/grants>. For more information on National Medal for Museum and Library Service, see <https://www.imls.gov/issues/national-initiatives/national-medal-museum-and-library-service>.
4. **All Organizations Receiving Competitive Awards:** Data are from IMLS AAMS, for more information about competitive awards visit: <https://www.imls.gov/grants>.
5. **Other Museum-Related Programs:** Data are from reports to IMLS from the operators of the CAP and MAP programs. For more information on the MAP program visit: <https://www.imls.gov/grants/available/museum-assessment-program-map>. For more information on the CAP program visit: <https://www.imls.gov/grants/available/collections-assessment-preservation-program-cap>.
6. **Map data:** “Public Library Outlet” locations are from the FY 2014 Public Libraries Survey (PLS). “Libraries & Museums Receiving Awards or Support, FY 2011 – FY 2016” are from IMLS AAMS. Data on “LSTA Grants to States” are from SPR.

Data Tables

Grants to States Awards (LSTA): FY 2011-2016

FY 2011	FY 2012	FY 2013	FY 2014	FY 2015	FY 2016
\$2.69 million	\$2.64 million	\$2.53 million	\$2.64 million	\$2.66 million	\$2.72 million

Grants to States Project Award Objectives: FY 2013-2015

Percentage of projects that include the selected focus area (categories are not mutually exclusive and may sum to greater than 100%)

Human Services	Economic Development	Civic Engagement	Institutional Capacity	Information Access	Lifelong Learning
0%	3%	2%	48%	28%	19%

Grants to States Project Awards by Grantee Library Type: FY 2011-2015

Percentage of projects that are administered at the selected library type

Public Library	SLAA	Special Library	Academic Library	School Library	Other Library
43%	52%	0%	1%	1%	2%

Geographic Distribution of IMLS Funds in Colorado

Number of public library outlets

Public Library Outlets Count	269
------------------------------	-----

Number of counties receiving LSTA Grants to States resources

Up to \$50,000	47
\$50,001 - \$100,000	6
\$100,001 - \$250,000	2
Over \$250,000	9

Number of recipients of library and museum awards or support

Up to \$50,000	18
\$50,001 - \$100,000	5
\$100,001 - \$250,000	29
Over \$250,000	1