

Heritage Health Information Survey, 2014 & Connection with SPR Data

Lisa M. Frehill

23 April 2019



Purpose and Overview of the 2014 Heritage Health Information Survey (HHIS)

Purpose

- Provide a 10 year update on the state of America's collections (original study funded by IMLS)
- Highlight potential areas for further capacity-building such as:
 - Collections preservation
 - Ongoing care and emergency preparedness
 - Staff training on protection of collections

Method

- Survey
- All identified large and medium institutions
- Sample of small institutions
- ~1,700 respondents represent a universe of 31,000 collecting institutions

Accessing Information

- Report (<https://www.ims.gov/hhis>)
- Infographic
- Public Use Data File
- Report includes appendix with "Two-pagers" – one for each of the five institution types that break down results by size

What is a collecting institution?

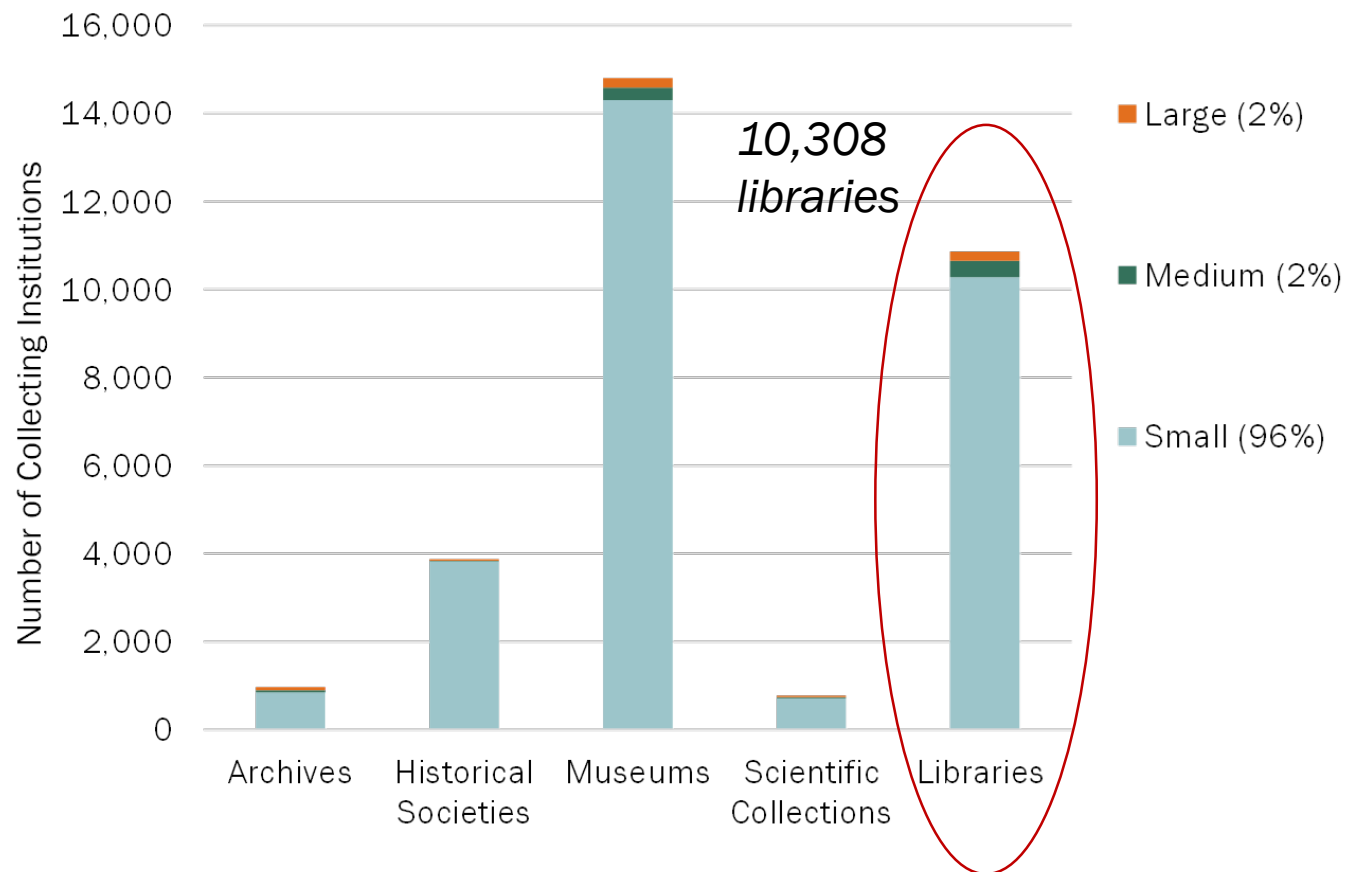
Any institution that accepts responsibility for preserving collections of non-living items.

Additionally:

“Not all collections that are important to your institution are meant to be preserved. Some are meant to be used by visitors or patrons and are disposed of or replaced if they are lost or damaged.”



Purpose and Overview of the 2014 Heritage Health Information Survey (HHIS)



- More than 31,000 collecting institutions
- Most (96%) are small
- Just over one-third (35%) are libraries

What is a collecting institution?
Any institution that accept responsibility for preserving collections of non-living items. Additionally: “Not all collections that are important to your institution are meant to be preserved. Some are meant to be used by visitors or patrons and are disposed of or replaced if they are lost or damaged.”

Library Size Definitions and Emergency Preparedness

Definitions of Library Size

Academic and Independent Research Libraries

The size of academic and independent research libraries was based on the total volume holdings. Heritage Preservation consulted three sources to construct these categories: Association of Research Libraries, American Library Directory, and Heritage Health Index 2004.

Large

- More than 1,500,000 total volume holdings
- All members of the Association of Research Libraries
- Most state libraries

Medium

- 250,000-1,499,999 total volume holdings
- All members of the Oberlin Group of Liberal Arts College Libraries
- Remaining state libraries

Small

- Fewer than 250,000 total volume holdings

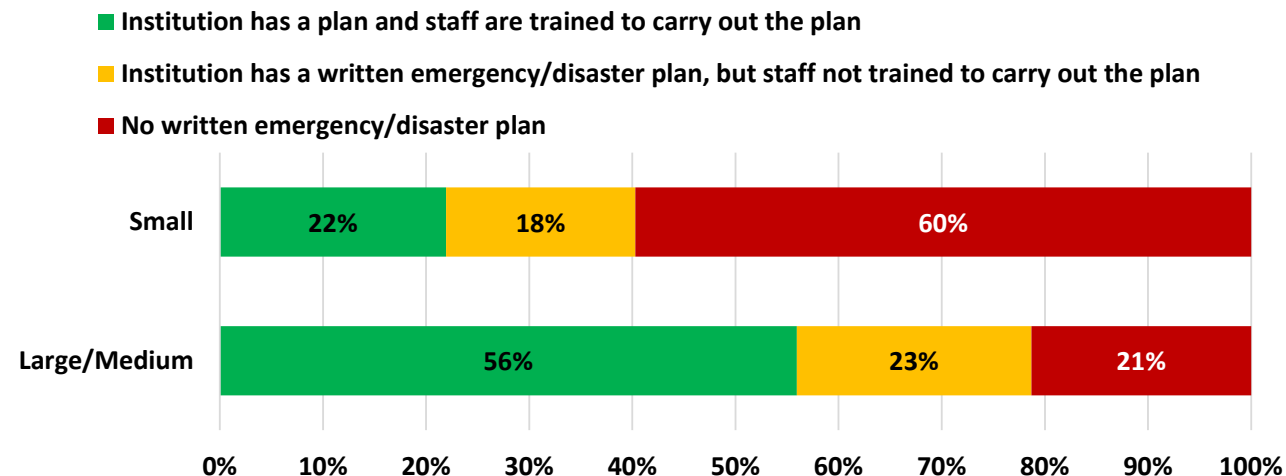
Public Libraries

The size of public libraries was based on the service populations of respondents as reported in the IMLS' Public Library Survey 2011.

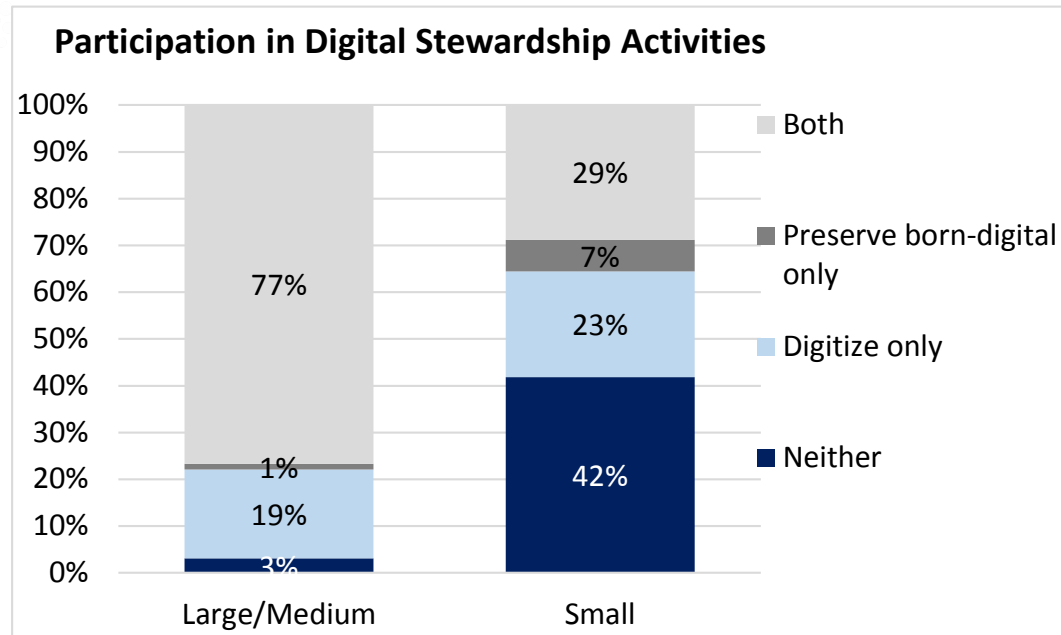
- **Large** - service population 100,000 or greater
- **Medium** - service population 25,000-99,999
- **Small** - service population less than 25,000

- Over half (56%) of large/medium had an emergency plan with staff trained to carry out the plan.
- In comparison, just 22% of small libraries reported this level of preparation.

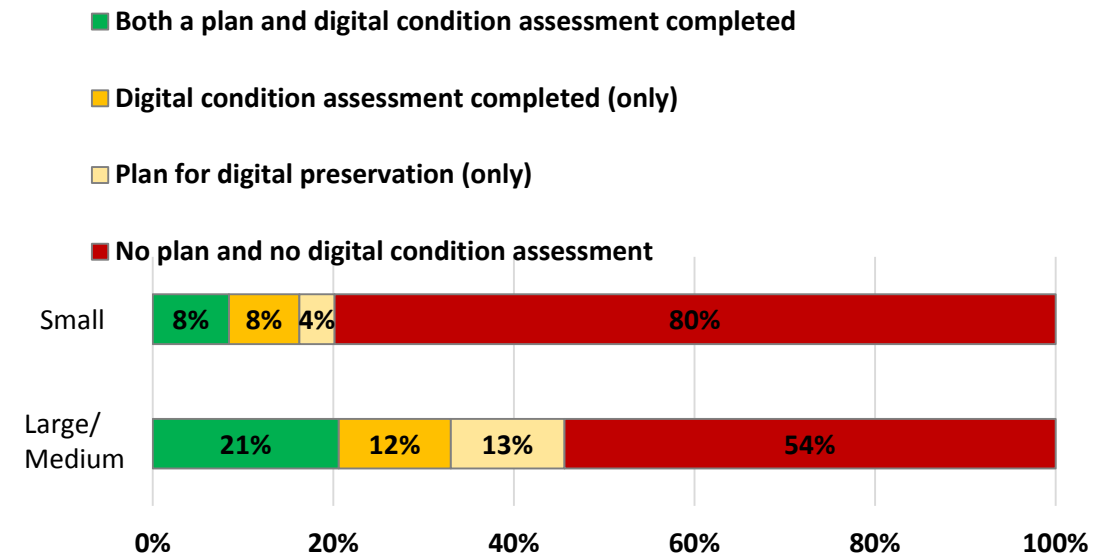
Status of Emergency Preparation at Libraries



Digital Preservation



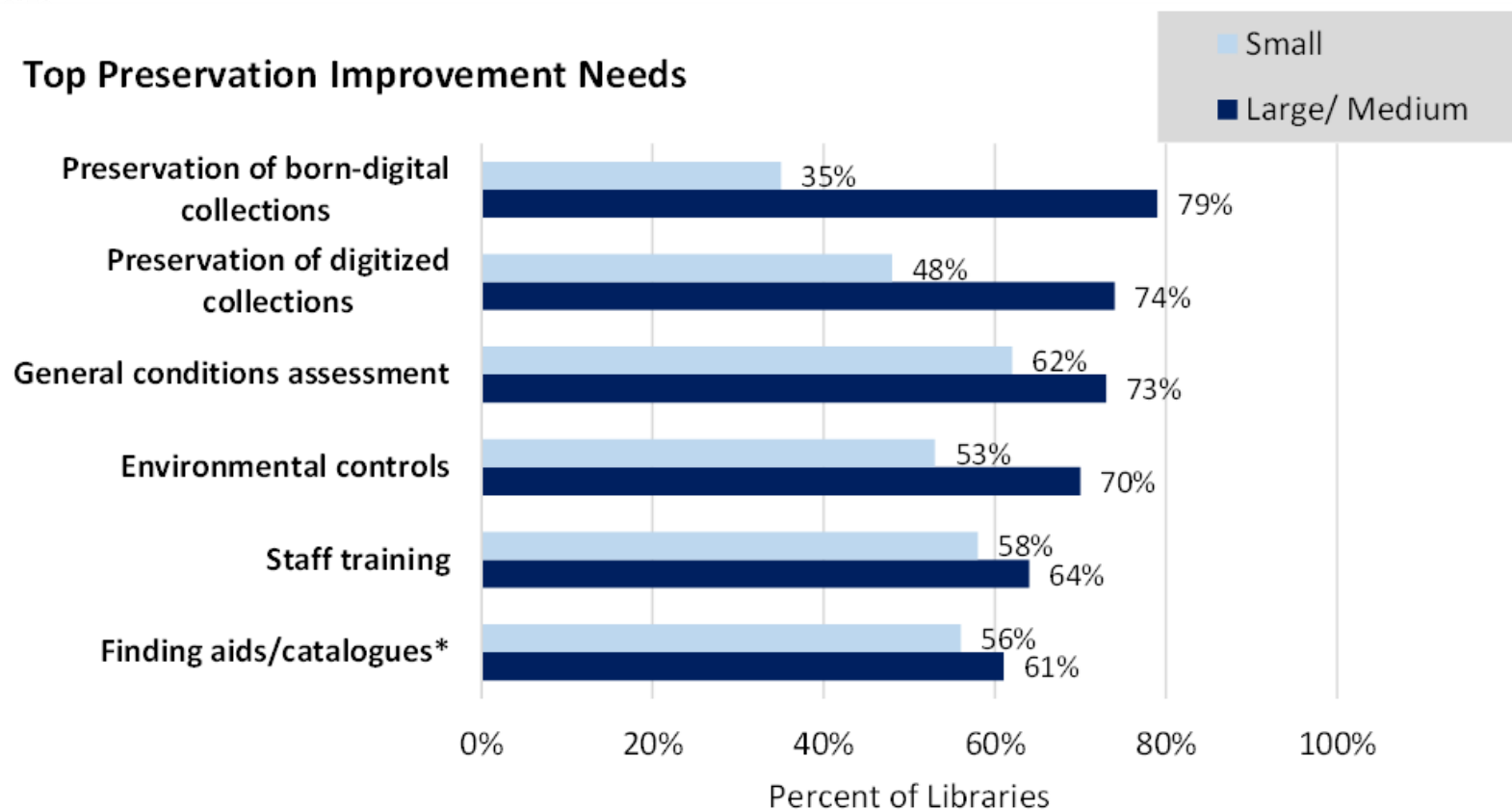
Status of Digital Preservation at Libraries



- Large/medium libraries were more involved with digital stewardship activities than small ones.
- Among those libraries that were involved in preservation of born-digital materials, relatively few (34% of large/medium and 12% of small) had a digital preservation plan.

Top Preservation Improvement Needs for Libraries

Top Preservation Improvement Needs



- General conditions assessments were the top preservation improvement need for small libraries followed by staff training.
- For large and medium libraries, however, digital preservation (of born-digital and digitized collections) were the top preservation improvement needs.

* Finding aids/catalogues includes inventorying and/or cataloguing of collections

SPR Data on Activity Outputs – Content

Three modes include preservation / conservation outputs

- Creation
 - Number of items digitized
 - Number of items digitized and available to the public
- Preservation
 - Number of items conserved, relocated to protective storage, rehoused or preservation-appropriate physical action was taken
 - Number of items reformatted, migrated, or for which other digital preservation-appropriate action was taken
 - Number of preservation plans/frameworks produced/updated (i.e. preservation readiness plans, data management plans)
- Description
 - Number of items made discoverable to the public
 - Number of collections made discoverable to the public
 - Number of metadata plans/frameworks produced/updated

Number of Activities that Recorded Conservation / Preservation Outputs by Year

Activity	2014	2015	2016	2017	Total, all years
Content -> Creation (mode)					
Items digitized	152	121	132	110	515
Items digitized and available to the public	165	137	133	124	559
Content -> Preservation (mode)					
Items conserved, relocated to protective storage, rehoused or preservation-appropriate physical action was taken	17	20	11	20	68
Items reformatted, migrated, or for which other digital preservation-appropriate action was taken	35	25	14	21	95
Preservation plans/frameworks produced/updated (i.e. preservation readiness plans, data management plans)	3	4	4	8	19
Content -> Description (mode)					
Items made discoverable to the public	53	73	66	64	256
Collections made discoverable to the public	28	56	44	42	170
Metadata plans/frameworks produced/updated	13	15	17	15	60

Digitization was the most common reported conservation/preservation activity

Consistent with the HHIS findings, preservation plans were not a common activity

Findings – FY 2017 Conservation / Preservation Outputs

- **Content – Creation**

- 266 activities in 29 states
- 1.7M items digitized and
- 18.9M digitized and made available to the public.

- **Content - Preservation**

- 33 activities in 13 states
- 2.3M items conserved
- 236 thousand items reformatted/migrated
- 100 preservation plans/frameworks developed

- **Content – Description**

- 71 activities in 28 states
- 39.5M items and just over 1,000 collections were made discoverable to the public
- 51 thousand metadata plans/frameworks produced or updated*

**Caveat, one activity, alone reported 41,703*

Many Ways to Access HHIS – Go to <https://www.ims.gov/hhis>

Snapshot – Document and Infographic Formats



Report – Library “Two-Pager” in Appendix

Overview: Collections Preservation at Libraries	
Collecting Institutions (Chart A)	<ul style="list-style-type: none"> Based on responses to the 2014 Heritage Health Information Survey, there were 32,261 small and 388 large/medium libraries that accepted preservation responsibility for collections. Large/medium libraries that responded to the HHIS survey were mostly operated by Colleges/Universities (26%), whereas small libraries were operated by local/regional governments (52%).
Status of Collections (Chart B)	<ul style="list-style-type: none"> Photographic items (71%) were the most items in libraries' collections. In the previous two years, 26% of libraries reported damage or loss to collections held for preservation.
Damage/Loss (Chart B)	<ul style="list-style-type: none"> Water or moisture was the top source of damage/loss cited by libraries with 41% of large/medium and 52% of small libraries reporting this.
Emergency Planning (Chart C)	<ul style="list-style-type: none"> Over half (56%) of large/medium libraries have an emergency plan with trained staff to carry out the plan in emergencies, just 22% of small libraries are ready for emergencies.
Commitment to Preservation (Chart D)	<ul style="list-style-type: none"> Commitment to preservation went up 8% of large/medium libraries' missions, but three were part of the mission of just 46% of small libraries.
Digital Stewardship (Charts E and F)	<ul style="list-style-type: none"> Large/medium libraries were more involved with digital stewardship activities than small libraries. Among those libraries that were involved in preservation of born-digital materials, relatively few (34% of large/medium libraries and 12% of small libraries) have a digital preservation plan.
Preservation Improvement Needs (Chart G)	<ul style="list-style-type: none"> While general conditions assessments were the top preservation need for small libraries (62%) and important to large/medium ones (71%), digital stewardship activities were the top priorities for large/medium libraries. These included preservation of born-digital collections (70%), and digitizing collections (74%).



HHIS Public Use Data

Heritage Health Information Survey 2014
User's Guide and Data File Documentation
February 2019

