

# Florida

## Institute of Museum and Library Services Funding Report: FY 2011 - 2016

The Institute of Museum and Library Services (IMLS) helps ensure that all Americans have access to museum, library, and information services. IMLS is an independent grantmaking agency and the primary source of federal support for the nation's approximately 123,000 libraries and 35,000 museums. The agency supports innovation, lifelong learning, and entrepreneurship, enabling museums and libraries to deliver services that make it possible for communities and individuals to thrive.

### IMLS Investments

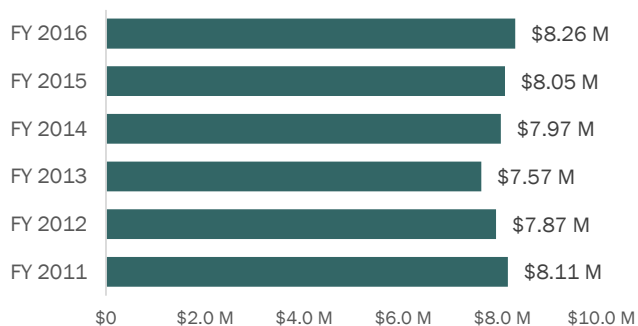
IMLS Investments: FY 2011-2016

	# Projects or Awards	Federal Funding	% of Federal \$	Non-Federal Contribution \$	Total \$
Grants to States, Libraries	162 *	\$47,830,580	87%	\$20,390,000 *	\$68,220,580
Competitive Awards to Museums & Libraries	59	\$7,095,126	13%	\$7,852,548	\$14,947,674
<b>Total</b>	<b>221</b>	<b>\$54,925,706</b>	<b>100%</b>	<b>\$28,242,548</b>	<b>\$83,168,254</b>

\* FY 2016 data for the Grants to States, Libraries count of projects and non-federal contribution are not yet available. Figures shown here only include FY 2011-2015.

### Grants to State Library Administrative Agencies

Grants to States Awards (LSTA):  
FY 2011-2016

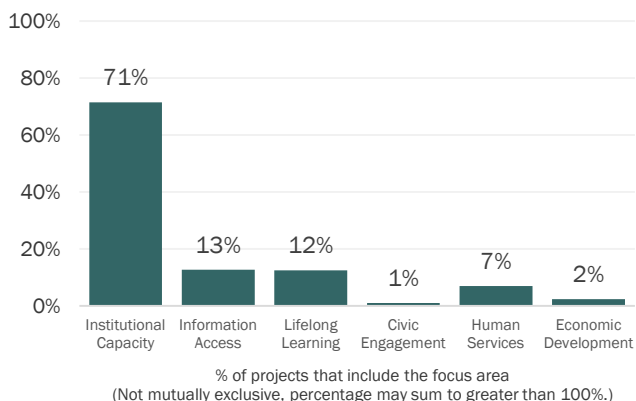


The Library Grants to States Program, supported by the Library Services and Technology Act (LSTA), is IMLS's largest program and provides grants to every state using a population-based formula. State Library Administrative Agencies (SLAAs) provide IMLS with a five-year plan and use subawards and statewide projects to improve library services.

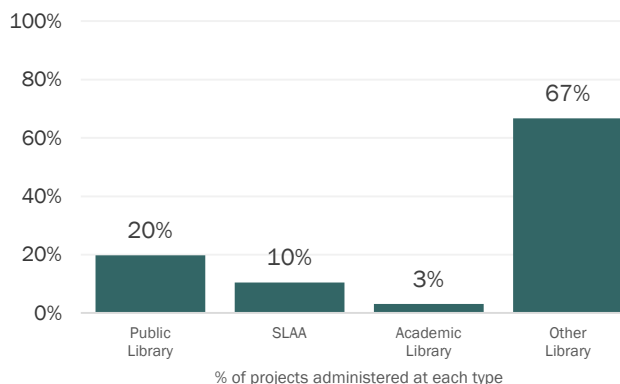
In FY 2014, IMLS's \$7.97 million grant to the SLAA leveraged approximately \$20.26 million in support from the state that year for library services through the SLAA.

Between FY 2013-2015, over half (71%) of Florida's projects focused on improving libraries' institutional capacity, while 13 percent focused on improving patrons' information access and 12 percent focused on improving patrons' lifelong learning. While 20 percent of these projects were administered by public libraries and 10 percent by Florida's SLAA, the majority (67%) were administered by other types of institutions.

Florida Grants to States Project Award Objectives: FY 2013-2015



Florida Grants to States Project Awards by Grantee Library Type: FY 2011-2015



## Competitive Awards to Museums and Libraries

IMLS administers competitive grant programs that help museums and libraries offer learning experiences, support community and civic engagement, care for collections, and provide digital access to content. More than \$7 million was awarded through 59 grants to libraries and museums in Florida in FY 2011-2016, including two National Medals for Museum and Library Service.

Competitive Awards: FY 2011-2016

Sector	# of Awards	Federal \$	% of Federal \$	Non-Federal Contribution \$	Total \$
Libraries	15	\$2,216,178	31%	\$1,312,740	\$3,528,918
Museums	44	\$4,878,948	69%	\$6,539,808	\$11,418,756
<b>Total</b>	<b>59</b>	<b>\$7,095,126</b>	<b>100%</b>	<b>\$7,852,548</b>	<b>\$14,947,674</b>

## All Organizations Receiving Competitive Awards

For details about each award, see the *Awarded Grants Search* at <https://www.imls.gov/grants/awarded-grants>

- Alachua County Library District—Gainesville, FL
- Amelia Island Museum of History—Fernandina Beach, FL
- Bailey-Matthews Shell Museum—Sanibel, FL
- Bass Museum of Art—Miami Beach, FL
- Bethune-Cookman University, Inc.—Daytona Beach, FL
- Black Archives History and Research Foundation—Miami, FL
- City of Jacksonville—Jacksonville, FL
- County of Seminole—Sanford, FL
- Eartha M. M. White Historical Museum—Jacksonville, FL
- Fairchild Tropical Garden—Coral Gables, FL
- Florida A&M University—Tallahassee, FL
- Florida Aquarium—Tampa, FL
- Florida Association of Museums—Tallahassee, FL
- Florida Memorial University—Miami Gardens, FL
- Florida State University—Tallahassee, FL
- Gadsden Arts, Inc.—Quincy, FL
- Goldboro Westside Historical Museum—Sanford, FL
- Haitian Heritage Museum—Miami, FL
- Henry Morrison Flagler Museum—Palm Beach, FL
- Historic Spanish Point—Osprey, FL
- Historical Museum of Southern Florida—Miami, FL
- Indian River State College—Fort Pierce, FL
- John G. Riley Center and Museum of African American History Culture—Tallahassee, FL
- Key West Botanical Gardens—Key West, FL
- Miami Children's Museum—Miami, FL
- Montgomery Botanical Center, Inc.—Miami, FL
- MOSI, Museum of Science and Industry—Tampa, FL
- Museum of Science—Miami, FL
- North Miami Center for Contemporary Art—North Miami, FL
- Orange County Library System—Orlando, FL
- Orlando Science Center—Orlando, FL
- Seminole Tribe of Florida—Hollywood, FL
- South Florida Science Museum—West Palm Beach, FL
- Southeast Overtown/Park West Community Redevelopment Agency—Miami, FL
- University of Central Florida—Orlando, FL
- University of Florida—Gainesville, FL
- University of South Florida—Tampa, FL
- Young at Art Museum—Davie, FL

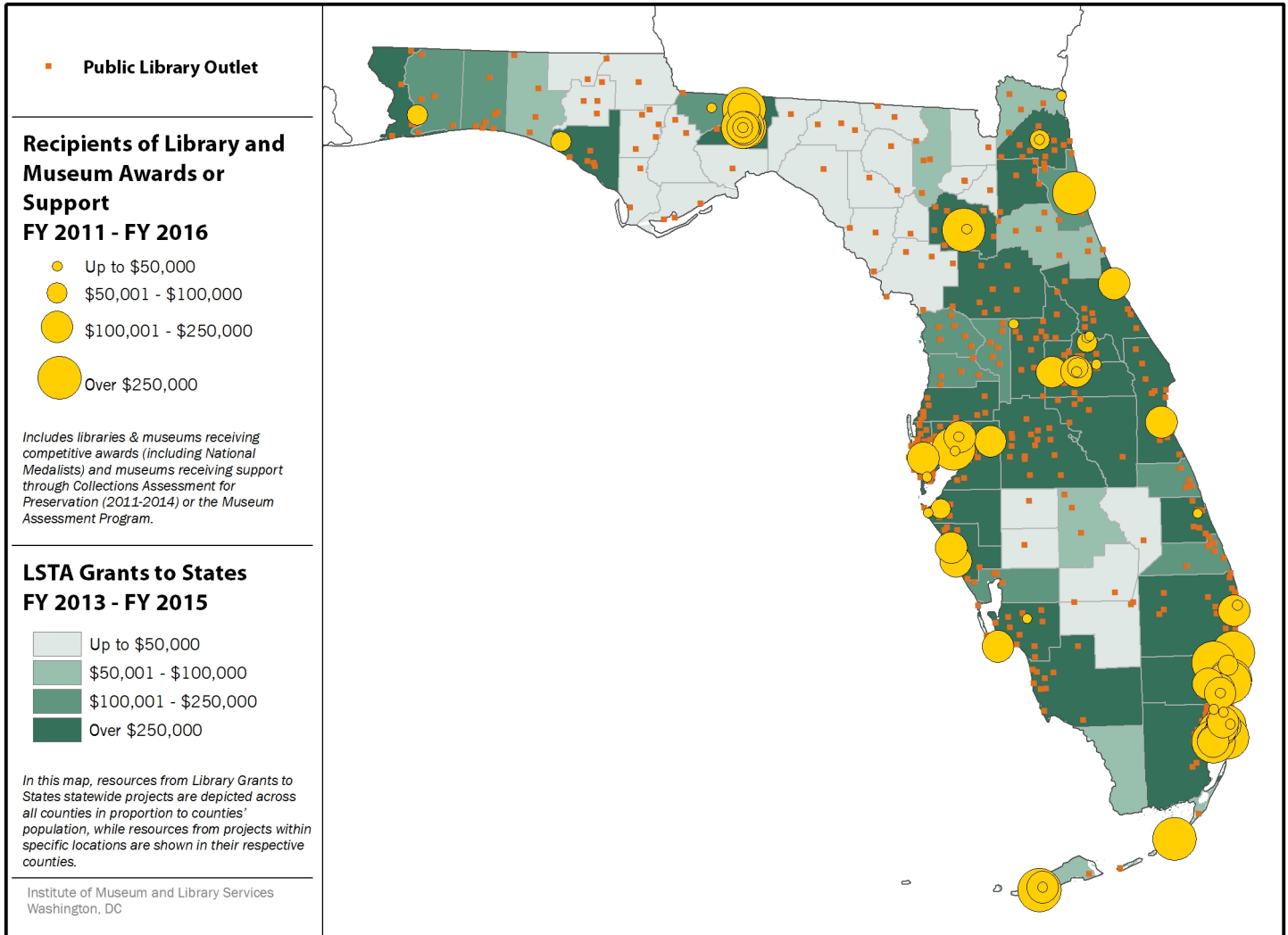
## Museum Assessment Programs

IMLS funds two museum assessment programs benefiting thousands of primarily small and medium-sized museums. First offered in 1981, the Museum Assessment Program (MAP) helps museums strengthen operations, plan for the future, and meet professional standards. The Collections Assessment for Preservation (CAP) program, initially launched in 1990, provides museums with an analysis of the condition of their collections and building systems to improve the long term care of these community resources. The Florida museums participating in MAP or CAP since FY 2011 are:

- Ah-Tah-Thi-Ki Museum—Clewiston, FL
- Anna Lamar Switzer Gallery—Pensacola, FL
- Appleton Museum of Art—Ocala, FL
- Armed Forces History Museum—Largo, FL
- Artis-Naples, The Baker Museum—Naples, FL
- Bass Museum of Art—Miami Beach, FL
- Boca Raton Historical Society—Boca Raton, FL
- Coral Springs Museum of Art—Coral Springs, FL
- Davie School Foundation, Inc.—Davie, FL
- Dunedin Historical Museum—Dunedin, FL
- East Hillsborough Historical Society—Plant City, FL
- Edgewood College Gallery—Madison, FL
- Environmental Learning Center—Vero Beach, FL
- Florida Historic Capitol Museum—Tallahassee, FL
- Florida Maritime Museum—Cortez, FL
- Florida Museum of Photographic Arts—Tampa, FL
- Foosner Art Museum - Florida Institute of Technology—Melbourne, FL
- Fort Lauderdale Historical Society—Fort Lauderdale, FL
- Frost Art Museum at Florida International University—Miami, FL
- History of Diving Museum—Islamorada, FL
- Key West Art and Historical Society—Key West, FL
- Key West Harry S. Truman Foundation, Inc.—Key West, FL
- Key West Tropical Forest and Botanical Garden—Key West, FL
- Lady Lake Historical Society—Lady Lake, FL
- Lee County Black History Society—Fort Myers, FL
- Lowe Art Museum University of Miami—Coral Gables, FL
- Man in the Sea Museum—Panama City Beach, FL
- Miami Dade College-Museum of Art & Design—Miami, FL
- Miami Springs Historical Museum—Miami, FL
- Museum of Science & History—Jacksonville, FL
- Polk Museum of Art—Lakeland, FL
- Public History Center—Sanford, FL
- Sample McDougald House Preservation Society—Pompano Beach, FL
- South Florida Science Museum—West Palm Beach, FL
- St. Augustine Historical Society—St. Augustine, FL
- St. Augustine Lighthouse & Maritime Museum—St. Augustine, FL

- State College of Florida Fine Art Gallery—Bradenton, FL
- Stonewall National Museum & Archives—Fort Lauderdale, FL
- Stranahan House, Inc.—Fort Lauderdale, FL
- Tampa Bay History Center—Tampa, FL
- The Cummer Museum of Art & Gardens—Jacksonville, FL
- The Kampong—Coconut Grove, FL
- Venice Museum and Archives—Venice, FL
- Virginia Key Beach Park Trust—Miami, FL
- Winter Garden Heritage Foundation, Inc.—Winter Garden, FL

## Geographic Distribution of IMLS Funds in Florida



Geographic Distribution of IMLS Funds in Florida (see below heading "Data Tables" for underlying data)

## Data Sources and Notes

1. **IMLS Investments:** Non-Federal Contribution figures for Grants to States based on yearly figures rounded to the nearest \$10,000. Federal funding data for "Grants to States, Libraries," are from the IMLS Applications and Awards Management System (AAMS). Data about number of projects for "Grants to States, Libraries" are from the State Program Report (SPR) system. "Non-Federal Contributions" for "Grants to States, Libraries" are as reported in state/territory Financial Status Reports (FSR) via hardcopy for FY 2011-2013 and in the SPR system for FY 2014-2015. Data about "Competitive Awards to Museums & Libraries" are from IMLS AAMS.
2. **Grants to State Library Administrative Agencies (SLAA):** "Grants to States Awards (LSTA)" data are from IMLS AAMS. For more information about the IMLS Grants to States Program visit: <https://www.imls.gov/grants/grants-states>. The statutory "maintenance of effort" requirement helps ensure that federal support results in an increased level of library services within the state and that federal dollars do not replace state support over time. Data described in "Grants to States Project Objectives" and "Grants to States Project Awards by Grantee Library Type" charts were reported by states/territories in the SPR system. The majority of states reported this data through the online SPR system beginning in FY 2014; 17 states reported FY 2013 data through this system during its piloting phase. Florida participated in the piloting of the SPR in FY 2013. Focal areas are associated with project goals. Definitions of SPR Focal Areas are:
  - Institutional Capacity: Add, improve or update a library function or operation in order to further its effectiveness.
  - Information Access: Improve users' access to information.
  - Lifelong Learning: Improve users' knowledge or abilities beyond basic access to information.
  - Human Services: Improve users' ability to apply information that furthers their personal, family or household circumstances.
  - Employment and Economic Development: Improve users' ability to apply information that furthers the status of their jobs and/or businesses.
  - Civic Engagement: Improve users' ability to engage in their communities.
3. **Competitive Awards to Museums and Libraries:** Data are from IMLS AAMS, for more information visit: <https://www.imls.gov/grants>. For more information on National Medal for Museum and Library Service, see <https://www.imls.gov/issues/national-initiatives/national-medal-museum-and-library-service>.
4. **All Organizations Receiving Competitive Awards:** Data are from IMLS AAMS, for more information about competitive awards visit: <https://www.imls.gov/grants>.
5. **Other Museum-Related Programs:** Data are from reports to IMLS from the operators of the CAP and MAP programs. For more information on the MAP program visit: <https://www.imls.gov/grants/available/museum-assessment-program-map>. For more information on the CAP program visit: <https://www.imls.gov/grants/available/collections-assessment-preservation-program-cap>.
6. **Map data:** "Public Library Outlet" locations are from the FY 2014 Public Libraries Survey (PLS). "Libraries & Museums Receiving Awards or Support, FY 2011 - FY 2016" are from IMLS AAMS. Data on "LSTA Grants to States" are from SPR.

## Data Tables

Grants to States Awards (LSTA): FY 2011-2016

FY 2011	FY 2012	FY 2013	FY 2014	FY 2015	FY 2016
\$8.11 million	\$7.87 million	\$7.57 million	\$7.97 million	\$8.05 million	\$8.26 million

Grants to States Project Award Objectives: FY 2013-2015

*Percentage of projects that include the selected focus area (categories are not mutually exclusive and may sum to greater than 100%)*

Human Services	Economic Development	Civic Engagement	Institutional Capacity	Information Access	Lifelong Learning
7%	2%	1%	71%	13%	12%

Grants to States Project Awards by Grantee Library Type: FY 2011-2015

*Percentage of projects that are administered at the selected library type*

Public Library	SLAA	Special Library	Academic Library	School Library	Other Library
20%	10%	0%	3%	0%	67%

Geographic Distribution of IMLS Funds in Florida

*Number of public library outlets*

Public Library Outlets Count	552
------------------------------	-----

*Number of counties receiving LSTA Grants to States resources*

Up to \$50,000	25
\$50,001 - \$100,000	7
\$100,001 - \$250,000	10
Over \$250,000	25

*Number of recipients of library and museum awards or support*

Up to \$50,000	24
\$50,001 - \$100,000	3
\$100,001 - \$250,000	26
Over \$250,000	6