

# New Mexico

## Institute of Museum and Library Services Funding Report: FY 2011 - 2016

The Institute of Museum and Library Services (IMLS) helps ensure that all Americans have access to museum, library, and information services. IMLS is an independent grantmaking agency and the primary source of federal support for the nation's approximately 123,000 libraries and 35,000 museums. The agency supports innovation, lifelong learning, and entrepreneurship, enabling museums and libraries to deliver services that make it possible for communities and individuals to thrive.

### IMLS Investments

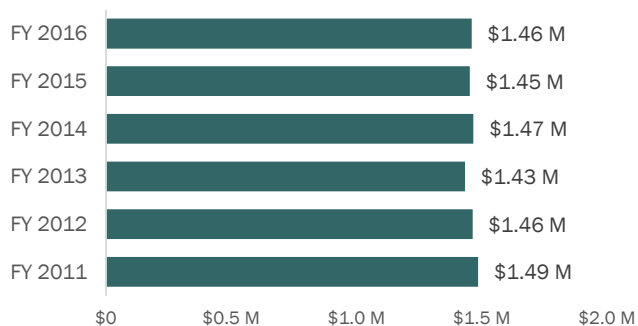
IMLS Investments: FY 2011-2016

|   | # Projects or Awards | Federal Funding     | % of Federal \$ | Non-Federal Contribution \$ | Total \$            |
|---|----------------------|---------------------|-----------------|-----------------------------|---------------------|
| Grants to States, Libraries               | 87 *                 | \$8,760,644         | 73%             | \$5,500,000 *               | \$14,260,644        |
| Competitive Awards to Museums & Libraries | 75                   | \$3,219,551         | 27%             | \$3,422,348                 | \$6,641,899         |
| <b>Total</b>                              | <b>162</b>           | <b>\$11,980,195</b> | <b>100%</b>     | <b>\$8,922,348</b>          | <b>\$20,902,543</b> |

\* FY 2016 data for the Grants to States, Libraries count of projects and non-federal contribution are not yet available. Figures shown here only include FY 2011-2015.

### Grants to State Library Administrative Agencies

Grants to States Awards (LSTA):  
FY 2011-2016

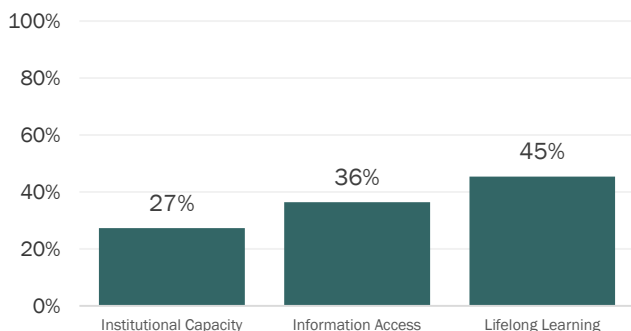


The Library Grants to States Program, supported by the Library Services and Technology Act (LSTA), is IMLS's largest program and provides grants to every state using a population-based formula. State Library Administrative Agencies (SLAAs) provide IMLS with a five-year plan and use subawards and statewide projects to improve library services.

In FY 2014, IMLS's \$1.47 million grant to the SLAA leveraged approximately \$895k in support from the state that year for library services through the SLAA.

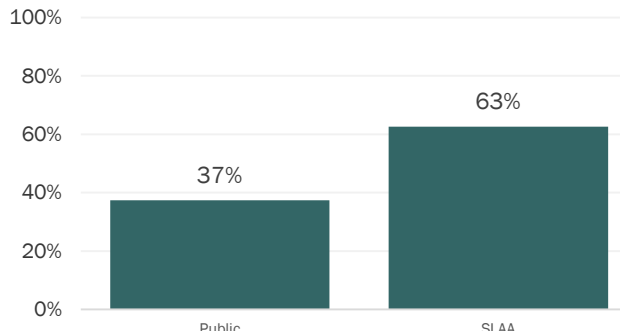
Between FY 2014-2015, nearly half (45%) of New Mexico's projects focused on improving patrons' lifelong learning, including formal education, general knowledge, and skills with 36 percent focussing on improving patrons' information access. Just over a quarter (27%) of projects aimed to improve libraries' institutional capacity. Nearly two-thirds (63%) of these projects were administered by the SLAA.

New Mexico Grants to States Project Award Objectives: FY 2014-2015



% of projects that include the focus area  
(Not mutually exclusive, percentage may sum to greater than 100%.)

New Mexico Grants to States Project Awards by Grantee Library Type: FY 2011-2015



% of projects administered at each type

## Competitive Awards to Museums and Libraries

IMLS administers competitive grant programs that help museums and libraries offer learning experiences, support community and civic engagement, care for collections, and provide digital access to content. More than \$3.2 million was awarded through 75 grants to libraries and museums in New Mexico in FY 2011-2016, including two National Medals for Museum and Library Service.

Competitive Awards: FY 2011-2016

| Sector       | # of Awards | Federal \$         | % of Federal \$ | Non-Federal Contribution \$ | Total \$           |
|--------------|-------------|--------------------|-----------------|-----------------------------|--------------------|
| Libraries    | 63          | \$1,851,754        | 58%             | \$954,958                   | \$2,806,712        |
| Museums      | 12          | \$1,367,797        | 42%             | \$2,467,390                 | \$3,835,187        |
| <b>Total</b> | <b>75</b>   | <b>\$3,219,551</b> | <b>100%</b>     | <b>\$3,422,348</b>          | <b>\$6,641,899</b> |

## All Organizations Receiving Competitive Awards

For details about each award, see the *Awarded Grants Search* at <https://www.ims.gov/grants/awarded-grants>

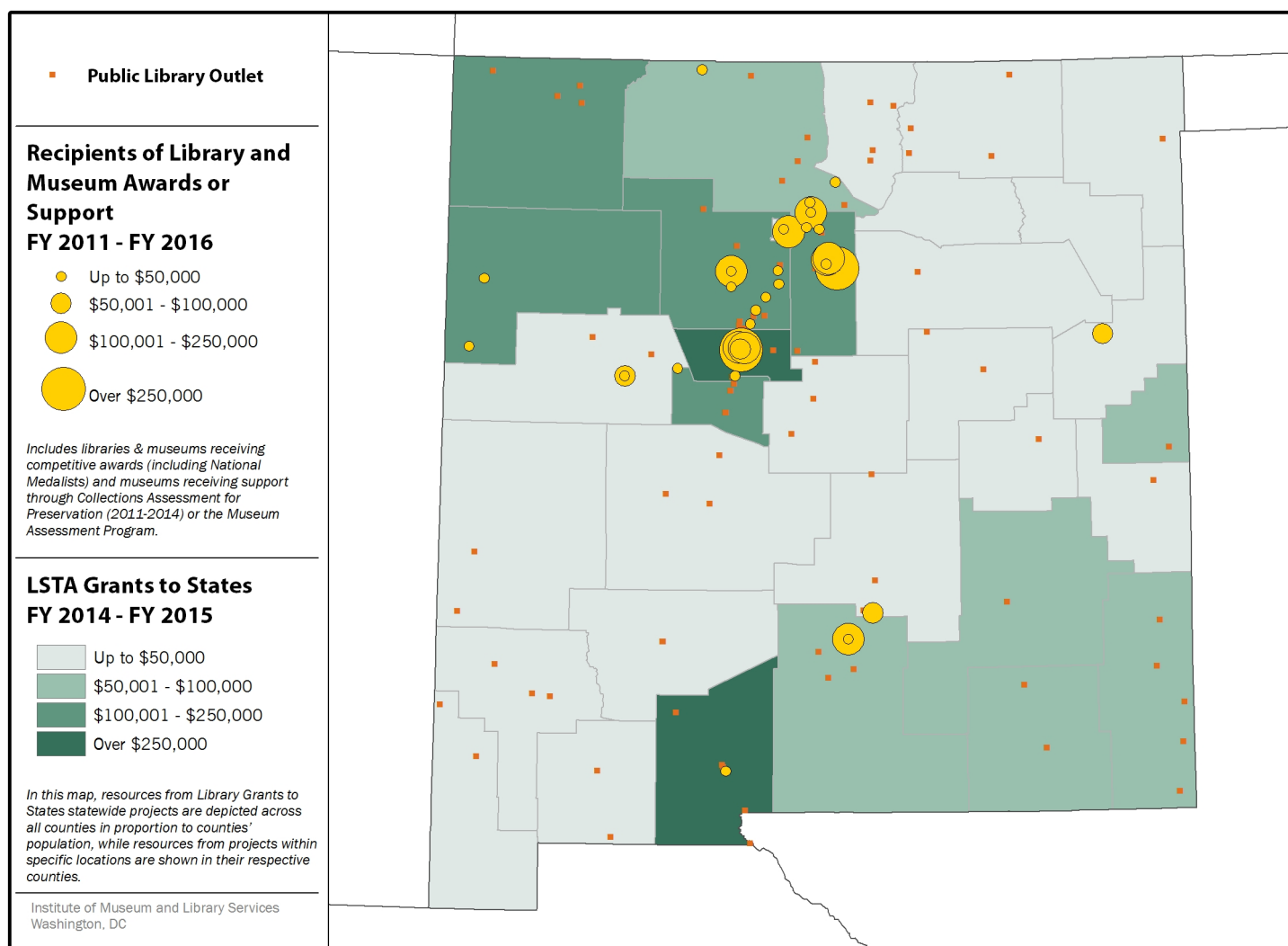
- 516 ARTS—Albuquerque, NM
- City of Gallup; Octavia Fellin Public Library—Gallup, NM
- Embudo Valley Library and Community Center—Dixon, NM
- Explora Science Center—Albuquerque, NM
- Georgia O'Keefe Museum—Santa Fe, NM
- Hubbard Museum of the American West—Ruidoso Downs, NM
- Jicarilla Apache Tribe—Dulce, NM
- Los Alamos County Historical Museum—Los Alamos, NM
- Mescalero Apache Tribe—Mescalero, NM
- Museum of New Mexico Foundation—Santa Fe, NM
- Pueblo of Acoma—Pueblo of Acoma, NM
- Pueblo of Cochiti—Cochiti Pueblo, NM
- Pueblo of Isleta—Isleta, NM
- Pueblo of Jemez—Jemez Pueblo, NM
- Pueblo of Laguna—Laguna, NM
- Pueblo of Pojoaque—Santa Fe, NM
- Pueblo of San Felipe—San Felipe PB, NM
- Pueblo of San Ildefonso—Santa Fe, NM
- Pueblo of San Juan—San Juan Pueblo, NM
- Pueblo of Sandia—Bernalillo, NM
- Pueblo of Santa Ana—Santa Ana Pueblo, NM
- Pueblo of Santa Clara—Española, NM
- Pueblo of Santo Domingo—Santo Domingo Pueblo, NM
- Pueblo of Tesuque—Santa Fe, NM
- Pueblo of Zia—San Ysidro, NM
- Pueblo of Zuni—Zuni, NM
- Santa Fe Botanical Garden—Santa Fe, NM
- SITE Santa Fe—Santa Fe, NM
- University of New Mexico—Albuquerque, NM

## Museum Assessment Programs

IMLS funds two museum assessment programs benefiting thousands of primarily small and medium-sized museums. First offered in 1981, the Museum Assessment Program (MAP) helps museums strengthen operations, plan for the future, and meet professional standards. The Collections Assessment for Preservation (CAP) program, initially launched in 1990, provides museums with an analysis of the condition of their collections and building systems to improve the long term care of these community resources. The New Mexico museums participating in MAP or CAP since FY 2011 are:

- 516 ARTS—Albuquerque, NM
- Anderson-Abruzzo Albuquerque International Balloon Museum—Albuquerque, NM
- Harwood Museum of Art—Taos, NM
- Indian Pueblo Cultural Center—Albuquerque, NM
- Maxwell Museum of Anthropology—Albuquerque, NM
- Museum of Contemporary Native Arts—Santa Fe, NM
- Museum of Spanish Colonial Art—Santa Fe, NM
- National Hispanic Cultural Center—Albuquerque, NM
- New Mexico Museum of Natural History and Science—Albuquerque, NM
- Pajarito Environmental Education Center—Los Alamos, NM
- Santa Fe Botanical Garden—Santa Fe, NM
- Santa Fe Children's Museum—Santa Fe, NM
- Tucumcari Historical Museum—Tucumcari, NM
- University Art Gallery - New Mexico State University—Las Cruces, NM
- Zuhl Museum, New Mexico State University—Las Cruces, NM

## Geographic Distribution of IMLS Funds in New Mexico



Geographic Distribution of IMLS Funds in New Mexico (see below heading "Data Tables" for underlying data)

### Data Sources and Notes

- IMLS Investments:** Non-Federal Contribution figures for Grants to States based on yearly figures rounded to the nearest \$10,000. Federal funding data for "Grants to States, Libraries," are from the IMLS Applications and Awards Management System (AAMS). Data about number of projects for "Grants to States, Libraries" are from the State Program Report (SPR) system. "Non-Federal Contributions" for "Grants to States, Libraries" are as reported in state/territory Financial Status Reports (FSR) via hardcopy for FY 2011-2013 and in the SPR system for FY 2014-2015. Data about "Competitive Awards to Museums & Libraries" are from IMLS AAMS.
- Grants to State Library Administrative Agencies (SLAA):** "Grants to States Awards (LSTA)" data are from IMLS AAMS. For more information about the IMLS Grants to States Program visit: <https://www.imls.gov/grants/grants-states>. The statutory "maintenance of effort" requirement helps ensure that federal support results in an increased level of library services within the state and that federal dollars do not replace state support over time. Data described in "Grants to States Project Objectives" and "Grants to States Project Awards by Grantee Library Type" charts were reported by states/territories in the SPR system. The majority of states reported this data through the online SPR system beginning in FY 2014; 17 states reported FY 2013 data through this system during its piloting phase. New Mexico did not participate in this pilot. Focal areas are associated with project goals. Definitions of SPR Focal Areas are:
  - Institutional Capacity: Add, improve or update a library function or operation in order to further its effectiveness.
  - Information Access: Improve users' access to information.
  - Lifelong Learning: Improve users' knowledge or abilities beyond basic access to information.
  - Human Services: Improve users' ability to apply information that furthers their personal, family or household circumstances.
  - Employment and Economic Development: Improve users' ability to apply information that furthers the status of their jobs and/or businesses.
  - Civic Engagement: Improve users' ability to engage in their communities.
- Competitive Awards to Museums and Libraries:** Data are from IMLS AAMS, for more information visit: <https://www.imls.gov/grants>. For more information on National Medal for Museum and Library Service, see <https://www.imls.gov/issues/national-initiatives/national-medal-museum-and-library-service>.
- All Organizations Receiving Competitive Awards:** Data are from IMLS AAMS, for more information about competitive awards visit: <https://www.imls.gov/grants>.
- Other Museum-Related Programs:** Data are from reports to IMLS from the operators of the CAP and MAP programs. For more information on the MAP program visit: <https://www.imls.gov/grants/available/museum-assessment-program-map>. For more information on the CAP program visit: <https://www.imls.gov/grants/available/collections-assessment-preservation-program-cap>.
- Map data:** "Public Library Outlet" locations are from the FY 2014 Public Libraries Survey (PLS). "Libraries & Museums Receiving Awards or Support, FY 2011 - FY 2016" are from IMLS AAMS. Data on "LSTA Grants to States" are from SPR.

## Data Tables

### Grants to States Awards (LSTA): FY 2011-2016

| FY 2011        | FY 2012        | FY 2013        | FY 2014        | FY 2015        | FY 2016        |
|----------------|----------------|----------------|----------------|----------------|----------------|
| \$1.49 million | \$1.46 million | \$1.43 million | \$1.47 million | \$1.45 million | \$1.46 million |

### Grants to States Project Award Objectives: FY 2014-2015

*Percentage of projects that include the selected focus area (categories are not mutually exclusive and may sum to greater than 100%)*

| Human Services | Economic Development | Civic Engagement | Institutional Capacity | Information Access | Lifelong Learning |
|----------------|----------------------|------------------|------------------------|--------------------|-------------------|
| 0%             | 0%                   | 0%               | 27%                    | 36%                | 45%               |

### Grants to States Project Awards by Grantee Library Type: FY 2011-2015

*Percentage of projects that are administered at the selected library type*

| Public Library | SLAA | Special Library | Academic Library | School Library | Other Library |
|----------------|------|-----------------|------------------|----------------|---------------|
| 37%            | 63%  | 0%              | 0%               | 0%             | 0%            |

### Geographic Distribution of IMLS Funds in New Mexico

*Number of public library outlets*

|                              |     |
|------------------------------|-----|
| Public Library Outlets Count | 123 |
|------------------------------|-----|

*Number of counties receiving LSTA Grants to States resources*

|                       |    |
|-----------------------|----|
| Up to \$50,000        | 20 |
| \$50,001 - \$100,000  | 6  |
| \$100,001 - \$250,000 | 5  |
| Over \$250,000        | 2  |

*Number of recipients of library and museum awards or support*

|                       |    |
|-----------------------|----|
| Up to \$50,000        | 56 |
| \$50,001 - \$100,000  | 3  |
| \$100,001 - \$250,000 | 16 |
| Over \$250,000        | 0  |