

Minnesota

Institute of Museum and Library Services Funding Report: FY 2011 - 2016

The Institute of Museum and Library Services (IMLS) helps ensure that all Americans have access to museum, library, and information services. IMLS is an independent grantmaking agency and the primary source of federal support for the nation's approximately 123,000 libraries and 35,000 museums. The agency supports innovation, lifelong learning, and entrepreneurship, enabling museums and libraries to deliver services that make it possible for communities and individuals to thrive.

IMLS Investments

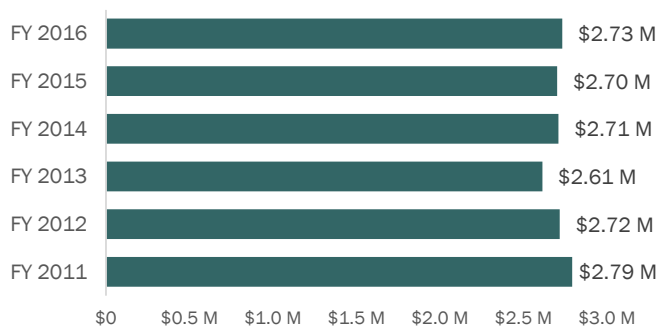
IMLS Investments: FY 2011-2016

	# Projects or Awards	Federal Funding	% of Federal \$	Non-Federal Contribution \$	Total \$
Grants to States, Libraries	128 *	\$16,264,200	74%	\$26,660,000 *	\$42,924,200
Competitive Awards to Museums & Libraries	50	\$5,569,300	26%	\$5,307,881	\$10,877,181
Total	178	\$21,833,500	100%	\$31,967,881	\$53,801,381

* FY 2016 data for the Grants to States, Libraries count of projects and non-federal contribution are not yet available. Figures shown here only include FY 2011-2015.

Grants to State Library Administrative Agencies

Grants to States Awards (LSTA):
FY 2011-2016

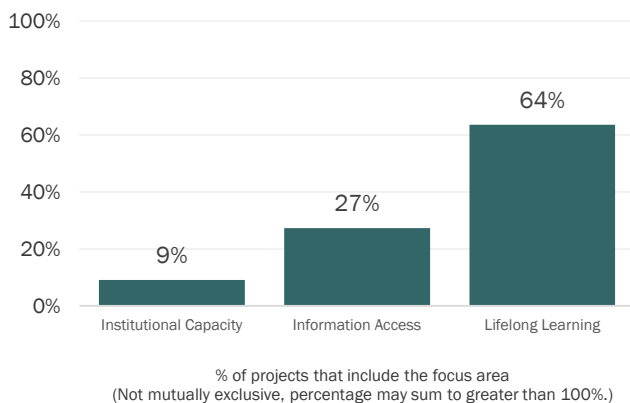


The Library Grants to States Program, supported by the Library Services and Technology Act (LSTA), is IMLS's largest program and provides grants to every state using a population-based formula. State Library Administrative Agencies (SLAAs) provide IMLS with a five-year plan and use subawards and statewide projects to improve library services.

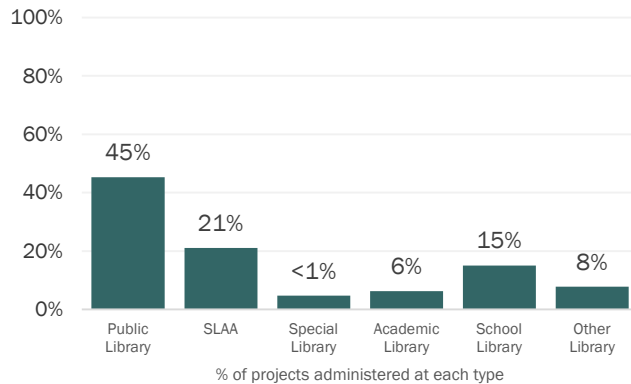
In FY 2014, IMLS's \$2.71 million grant to the SLAA leveraged approximately \$19.49 million in support from the state that year for library services through the SLAA.

Between FY 2014-2015, almost two-thirds (64%) of Minnesota's projects focused on improving patrons' lifelong learning, including formal education, general knowledge, and skills and 27 percent focused on improving patrons' information access. Just under one-in-ten (9%) of projects aimed to improve libraries' institutional capacity. Just under half (45%) of these projects were administered at public libraries.

Minnesota Grants to States Project Award Objectives: FY 2014-2015



Minnesota Grants to States Project Awards by Grantee Library Type: FY 2011-2015



Competitive Awards to Museums and Libraries

IMLS administers competitive grant programs that help museums and libraries offer learning experiences, support community and civic engagement, care for collections, and provide digital access to content. More than \$5.5 million was awarded through 50 grants to libraries and museums in Minnesota in FY 2011-2016, including a National Medal for Museum and Library Service.

Competitive Awards: FY 2011-2016

Sector	# of Awards	Federal \$	% of Federal \$	Non-Federal Contribution \$	Total \$
Libraries	18	\$1,892,754	34%	\$1,408,626	\$3,301,380
Museums	32	\$3,676,546	66%	\$3,899,255	\$7,575,801
Total	50	\$5,569,300	100%	\$5,307,881	\$10,877,181

All Organizations Receiving Competitive Awards

For details about each award, see the *Awarded Grants Search* at <https://www.ims.gov/grants/awarded-grants>

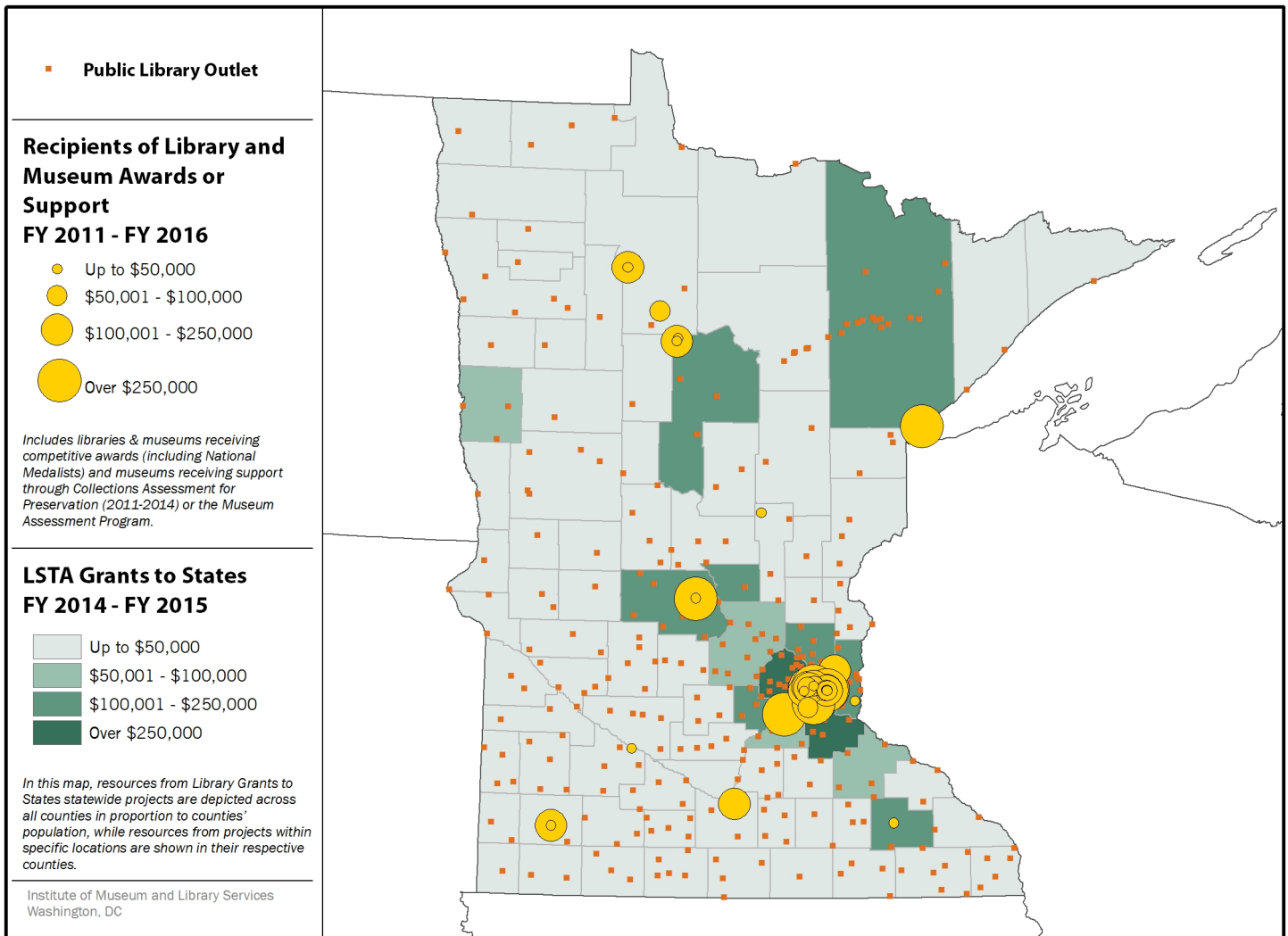
- Hill Museum & Manuscript Library—Collegeville, MN
- International Species Information System—Minneapolis, MN
- Leech Lake Reservation Business Committee, Inc.—Cass Lake, MN
- Lower Sioux Indian Community Council—Morton, MN
- Minneapolis Institute of Arts—Minneapolis, MN
- Minnesota Children's Museum—Saint Paul, MN
- Minnesota Chippewa Tribe/Leech Lake Band—Cass Lake, MN
- Minnesota Chippewa Tribe/Mille Lacs—Onamia, MN
- Minnesota Historical Society—Saint Paul, MN
- Ramsey County Historical Society/Gibbs Farm Museum—Saint Paul, MN
- Red Lake Band of Chippewa Indians—Redlake, MN
- Regents of the University of Minnesota—Minneapolis, MN
- Rochester Art Center—Rochester, MN
- Saint John's University—Collegeville, MN
- Saint Paul Public Library—St. Paul, MN
- Science Museum of Minnesota—St. Paul, MN
- The Bakken—Minneapolis, MN
- The Works—Bloomington, MN
- Walker Art Center—Minneapolis, MN

Museum Assessment Programs

IMLS funds two museum assessment programs benefiting thousands of primarily small and medium-sized museums. First offered in 1981, the Museum Assessment Program (MAP) helps museums strengthen operations, plan for the future, and meet professional standards. The Collections Assessment for Preservation (CAP) program, initially launched in 1990, provides museums with an analysis of the condition of their collections and building systems to improve the long term care of these community resources. The Minnesota museums participating in MAP or CAP since FY 2011 are:

- Afton Historical Museum—Afton, MN
- Beltrami County Historical Society Museum—Bemidji, MN
- Blue Earth County Historical Society—Mankato, MN
- Duluth Children's Museum, Inc.—Duluth, MN
- End-O-Line Railroad Park Museum—Slayton, MN
- Glensheen - The Historic Congdon Estate—Duluth, MN
- Hennepin History Museum—Minneapolis, MN
- Minnesota Museum of American Art—Saint Paul, MN
- Murray County Museum—Slayton, MN
- Museum of Russian Art—Minneapolis, MN
- Scott County Historical Society—Shakopee, MN
- Soudan Underground Mine State Park—Soudan, MN
- Twin City Model Railroad Museum—Saint Paul, MN
- White Bear Lake Area Historical Society—Saint Paul, MN

Geographic Distribution of IMLS Funds in Minnesota



Geographic Distribution of IMLS Funds in *Minnesota* (see below heading "Data Tables" for underlying data)

Data Sources and Notes

- IMLS Investments:** Non-Federal Contribution figures for Grants to States based on yearly figures rounded to the nearest \$10,000. Federal funding data for "Grants to States, Libraries," are from the IMLS Applications and Awards Management System (AAMS). Data about number of projects for "Grants to States, Libraries" are from the State Program Report (SPR) system. "Non-Federal Contributions" for "Grants to States, Libraries" are as reported in state/territory Financial Status Reports (FSR) via hardcopy for FY 2011-2013 and in the SPR system for FY 2014-2015. Data about "Competitive Awards to Museums & Libraries" are from IMLS AAMS.
- Grants to State Library Administrative Agencies (SLAA):** "Grants to States Awards (LSTA)" data are from IMLS AAMS. For more information about the IMLS Grants to States Program visit: <https://www.imls.gov/grants/grants-states>. The statutory "maintenance of effort" requirement helps ensure that federal support results in an increased level of library services within the state and that federal dollars do not replace state support over time. Data described in "Grants to States Project Objectives" and "Grants to States Project Awards by Grantee Library Type" charts were reported by states/territories in the SPR system. The majority of states reported this data through the online SPR system beginning in FY 2014; 17 states reported FY 2013 data through this system during its piloting phase. Minnesota did not participate in this pilot. Focal areas are associated with project goals. Definitions of SPR Focal Areas are:
 - Institutional Capacity: Add, improve or update a library function or operation in order to further its effectiveness.
 - Information Access: Improve users' access to information.
 - Lifelong Learning: Improve users' knowledge or abilities beyond basic access to information.
 - Human Services: Improve users' ability to apply information that furthers their personal, family or household circumstances.
 - Employment and Economic Development: Improve users' ability to apply information that furthers the status of their jobs and/or businesses.
 - Civic Engagement: Improve users' ability to engage in their communities.
- Competitive Awards to Museums and Libraries:** Data are from IMLS AAMS, for more information visit: <https://www.imls.gov/grants>. For more information on National Medal for Museum and Library Service, see <https://www.imls.gov/issues/national-initiatives/national-medal-museum-and-library-service>.
- All Organizations Receiving Competitive Awards:** Data are from IMLS AAMS, for more information about competitive awards visit: <https://www.imls.gov/grants>.
- Other Museum-Related Programs:** Data are from reports to IMLS from the operators of the CAP and MAP programs. For more information on the MAP program visit: <https://www.imls.gov/grants/available/museum-assessment-program-map>. For more information on the CAP program visit: <https://www.imls.gov/grants/available/collections-assessment-preservation-program-cap>.
- Map data:** "Public Library Outlet" locations are from the FY 2014 Public Libraries Survey (PLS). "Libraries & Museums Receiving Awards or Support, FY 2011 - FY 2016" are from IMLS AAMS. Data on "LSTA Grants to States" are from SPR.

Data Tables

Grants to States Awards (LSTA): FY 2011-2016

FY 2011	FY 2012	FY 2013	FY 2014	FY 2015	FY 2016
\$2.79 million	\$2.72 million	\$2.61 million	\$2.71 million	\$2.70 million	\$2.73 million

Grants to States Project Award Objectives: FY 2014-2015

Percentage of projects that include the selected focus area (categories are not mutually exclusive and may sum to greater than 100%)

Human Services	Economic Development	Civic Engagement	Institutional Capacity	Information Access	Lifelong Learning
0%	0%	0%	9%	27%	64%

Grants to States Project Awards by Grantee Library Type: FY 2011-2015

Percentage of projects that are administered at the selected library type

Public Library	SLAA	Special Library	Academic Library	School Library	Other Library
45%	21%	5%	6%	15%	8%

Geographic Distribution of IMLS Funds in Minnesota

Number of public library outlets

Public Library Outlets Count	363
------------------------------	-----

Number of counties receiving LSTA Grants to States resources

Up to \$50,000	71
\$50,001 - \$100,000	5
\$100,001 - \$250,000	8
Over \$250,000	3

Number of recipients of library and museum awards or support

Up to \$50,000	21
\$50,001 - \$100,000	7
\$100,001 - \$250,000	18
Over \$250,000	4